

Membership Analysis | Basic Details

Member Employment Records
or Unique Members
Unique Members

Member Employment Records 18,249	Unique Members 13,801	Average Employments 1.32	Average Member Age 55.6
--------------------------------------------	---------------------------------	------------------------------------	-----------------------------------

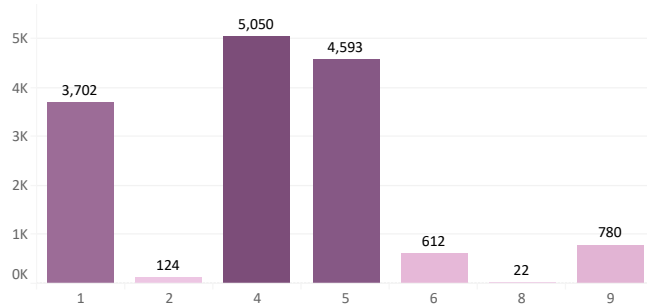
Scheme
Multiple values

Status
Multiple values

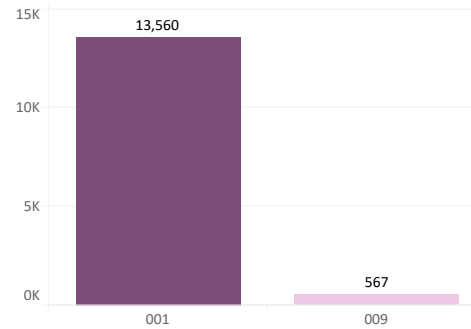
Members Employment Type
All

Location/Employer
All

Unique Members by Status



Unique Members by Scheme



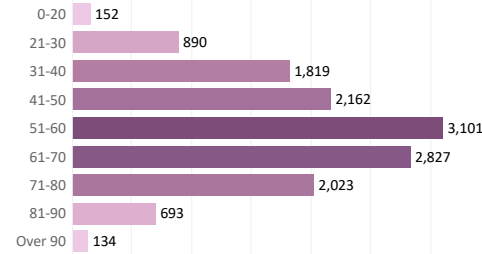
Unique Members by Part Time Indicator & Status

Status	C	F-T	N	V	Y
1	574	1,169	2		2,204
2	34	15			78
4	564	1,494	4	1	3,336
5	164	2,475	2		2,291
6		612			
8	5	3			14
9	126	139	1		521

Unique Members by Employment Type

Members Employment Type	Count
01: Officer	12,417
02: Manual Worker	1,401
07: Female Granted Post 72 Service	306
PC: Pension Credit	20
03: Former Reg 21 (elig ret 60/5)	5
05: Coroner	3
04: Former Reg 23 (elig ret 55/25)	1
08: Female Officer (E12 applies)	1

Unique Members by Current Age



Note: By default this visualisation includes all statuses including deceased members. The age dis..

Unique Members by Partnership Status

